

767A-372

DIRECT OEM REPLACEMENT 120V CARBIDE IGNITORS

High volume OEM style carbide direct replacements for a wide range of heating equipment.

FEATURES

- Multiple mounting styles
- Works with 15, 17 or 45 second HSI systems
- All models includes ceramic wire nuts for cut and strip connections
- Extensive cross reference information on our website or download the WR Mobile App

SPECIFICATIONS

Operating Voltage.....120 VAC, 60 Hz
 Lead Insulation Temp. Rating.....200°C
 Agency..... CSA


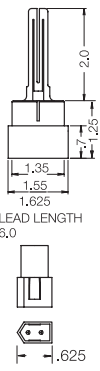

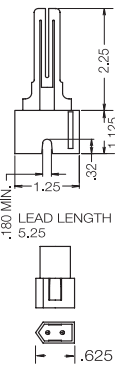

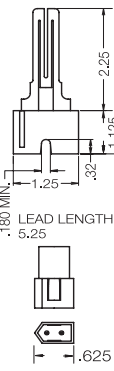
767A SERIES CARBIDE DIRECT OEM REPLACEMENT IGNITORS


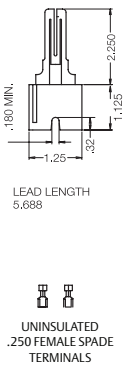

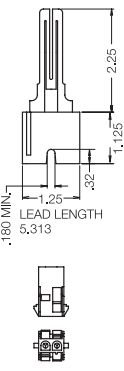

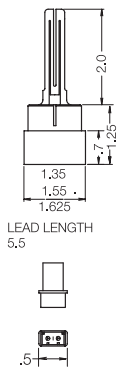
OEM	VOLTAGE	LEAD LENGTH (IN)	ELECTRICAL CONNECTION	INDUSTRY RECOGNIZED NUMBER	MODEL NUMBER	ITEM NUMBER
AMANA, LENNOX	120 VAC	6.00	Receptacle with .093" Male Pins	41-401	767A-356	07 67A356S1
WHITE-RODGERS	120 VAC	5.25	Receptacle with .093" Male Pins	41-803	767A-357	07 67A357S1
YORK, LENNOX	120 VAC	5.25	Receptacle with .093" Male Pins	41-405	767A-361	07 67A361S1
WHITE-RODGERS	120 VAC	5.69	1/4" Female Spade Terminals	41-803	767A-365	07 67A365S1
WHITE-RODGERS	120 VAC	5.31	AMP 1-480699-0 Electrical Conn. Receptacle with .093" Male Pins	—	767A-366	07 67A366S1
AMANA, LENNOX	120 VAC	5.50	Molex Internally Keyed Connector with .093" Male Pins	41-401	767A-369	07 67A369
CARRIER, TRANE, RHEEM	120 VAC	5.25	Receptacle with .093" Male Pins	41-409	767A-370	07 67A370
GOODMAN, YORK, NORDYNE, TRANE, AMANA, ARMSTRONG	120 VAC	19.13	Stripped Ends	41-402	767A-371	07 67A371
RHEEM, LENNOX, TRANE	120 VAC	5.25	Molex Side Lock Connector with .092" Male Pins	41-408	767A-372	07 67A372
GOODMAN, YORK, NORDYNE, TRANE, AMANA, ARMSTRONG	120 VAC	5.25	Receptacle with .093" Male Pins	41-412	767A-373	07 67A373
WHIRLPOOL	120 VAC	11.00	Stripped Ends	41-406	767A-374	07 67A374
WHITE-RODGERS	120 VAC	1.38	1/4" Female Spade Terminals	41-413	767A-375	07 67A375
TRANE	120 VAC	4.50	Molex Front Lock Connector with .092" Male Pins	41-407	767A-376	07 67A376
TRANE	120 VAC	4.50	Molex Front Lock Connector with .092" Male Pins	41-410	767A-377	07 67A377
AMANA	120 VAC	5.13	Electrical Connector matches AMANA #20165702	41-602	767A-378*	07 67A378
YORK	120 VAC	7.50	Electrical Connector matches YORK #025-33421-000	—	767A-379*	07 67A379
ARMSTRONG	120 VAC	6.13	Electrical Connector matches ARMSTRONG #44744-2	41-604	767A-380*	07 67A380
YORK	120 VAC	7.50	Electrical Connector matches YORK #473-20937-001	41-605	767A-381*	07 67A381
WEIL MCLAIN	120 VAC	5.25	Receptacle with .093" Male Pins	41-404	767A-382	07 67A382
RHEEM	120 VAC	5.25	Molex Side Lock Connector with .092" Male Pins	41-411	767A-383	07 67A383
GOODMAN	120 VAC	5.25	Receptacle with .093" Male Pins	41-414	767A-384	07 67A384
Goodman	120 VAC	5.25	Receptacle with .093" Male Pins	41-418	767A-385	767A-385


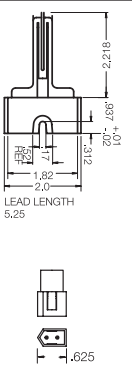

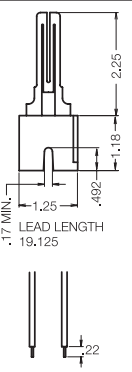

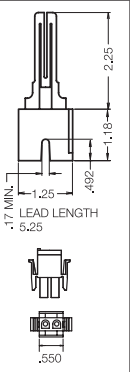
* Ceramic composite construction
 For complete cross reference information, please download the WRmobile app.


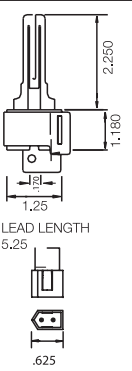

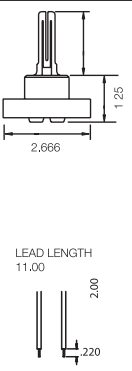

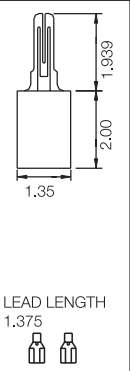
CARBIDE

HOT SURFACE IGNITORS

767A-356		767A-357		767A-361	
	 <p>2.0 1.25 1.35 1.55 1.625 LEAD LENGTH 6.0 1.125 1.25 .32 1.25 1.80 MIN. 1.25 .625</p>		 <p>2.25 1.125 1.25 .32 1.25 1.80 MIN. 1.25 .625</p>		 <p>2.25 1.125 1.25 .32 1.25 1.80 MIN. 1.25 .625</p>

767A-365		767A-366		767A-369	
	 <p>2.250 1.125 1.25 .32 1.80 MIN. LEAD LENGTH 5.688 UNINSULATED .250 FEMALE SPADE TERMINALS</p>		 <p>2.25 1.125 1.25 .32 1.80 MIN. 1.25 LEAD LENGTH 5.313</p>		 <p>2.0 1.725 1.35 1.65 1.625 LEAD LENGTH 5.5 1.5</p>

767A-370		767A-371		767A-372	
	 <p>2.218 20°-48° 1.82 2.0 2.18 10° LEAD LENGTH 5.25 1.25 1.625</p>		 <p>2.25 1.18 1.25 .492 1.7 MIN. 1.25 LEAD LENGTH 19.125 22</p>		 <p>2.25 1.18 1.25 .482 1.7 MIN. 1.25 LEAD LENGTH 5.25 .550</p>

767A-373		767A-374		767A-375	
	 <p>2.250 1.180 1.25 LEAD LENGTH 5.25 1.25 .625</p>		 <p>1.25 2.666 LEAD LENGTH 11.00 2.00 220</p>		 <p>1.939 2.00 1.35 LEAD LENGTH 1.375</p>

767A-376		767A-377		767A-378	
	<p>LEAD LENGTH 5.0</p> <p>MOLEX CONNECTOR</p>		<p>LEAD LENGTH 5.25</p> <p>MOLEX CONNECTOR</p>		<p>Lead Length 5.125</p>

767A-379		767A-380		767A-381	
	<p>Lead Length 7.500</p>		<p>Lead Length 6.125</p>		<p>Lead Length 7.500</p>

767A-382		767A-383		767A-384	
	<p>LEAD LENGTH 5.25</p> <p>.625</p>		<p>LEAD LENGTH 5.25</p> <p>.550</p>		<p>LEAD LENGTH 5.25</p> <p>.625</p>

767A-385	
	<p>LEAD LENGTH 5.25</p> <p>.625</p>