

SAMSUNG



Calm is the new cool.
WindFree™



Product Registration Required
Conditions Apply

Residential Mini Splits

Meet your starting lineup.



WindFree™ 2.0



WindFree™ 2.0e

Features:

Total Control

WindFree™ 2.0 and WindFree™ 2.0e units come with built-in Wi-Fi, allowing users to remotely regulate temperature, adjust settings, receive real-time updates about system performance and energy usage, as well as troubleshoot solutions when a repair is needed. Compatible with SmartThings app† and Bixby 2.0^.

Control Features

- On/Off
- Fan Speed
- Temperature Setting
- Wind Direction
- WindFree™ Mode
- Schedule
- Good Sleep Mode
- Options:
 - 2-Step
 - Fast
 - Comfort
 - Quiet
 - Single User

SmartThings Features

Scenes – Control multiple devices with a single tap or voice command through the SmartThings app. A Scene can be used as a part of an Automation.

Automations – Control your devices without manual intervention. Automations can be set to run at certain times on certain days of the week or to trigger when another device reports a certain condition (such as detecting motion or a door or window opening).

Energy Monitoring – View daily, weekly, and monthly energy consumption for your A/C system (for reference use only and not revenue grade).

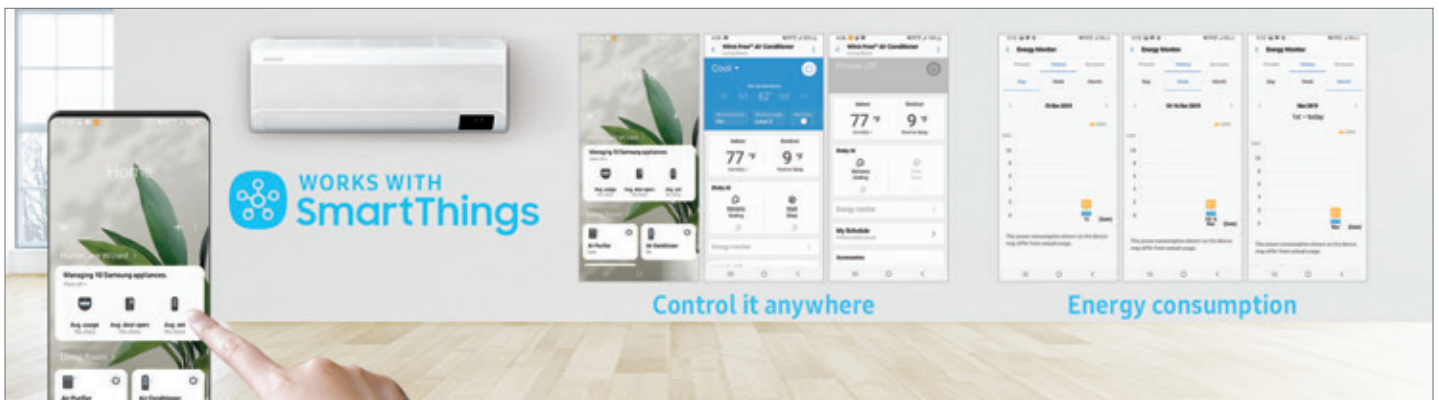
Geofencing – Detects when the smartphone you're carrying comes in and out of the range you set up on the map, and then triggers the different actions you've set to happen (such as turning your A/C off while you're away, or on when you arrive home).



Bixby

Bixby is Samsung's scalable AI platform, built to support multiple devices in your life in a more conversational, more personal, and more useful way.

To learn more, visit [Samsung.com/bixby](https://www.samsung.com/bixby)



†Available for download on the Google™ Play store and App Store®. A network connection is required. Samsung application account is necessary.

^Bixby voice recognizes English (U.S.), Mandarin Chinese and Korean. Not all accents, dialects and expressions are recognized. The list of features that can be controlled by voice commands via Bixby will continue to expand. Mobile functionality compatible with Samsung Galaxy 8 series or higher with Bixby function. Samsung account login and data network (Wi-Fi or internet connection) required to fully operate Bixby features.

*The WindFree™ unit delivers an air current that is under 0.15 m/s while in WindFree™ mode. Air velocity that is below 0.15 m/s is considered "still air" as defined by ASHRAE 55-2013 (American Society of Heating, Refrigerating, and Air-Conditioning Engineers).

© 2022 Samsung HVAC

Seamless Operation

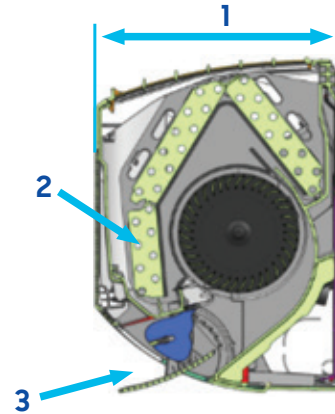
AI Auto Mode¹ monitors indoor temperature, outdoor temperature, set temperature, and operating time to learn the patterns within your home and automatically adjust system operation to maximize comfort.

High Performance

The Digital Inverter compressor's variable speed control allows the compressor to operate at precisely the speed needed to maintain the set temperature without turning the system on and off.

Superior Indoor Unit Design

1. Reduced size making it less obtrusive in the space[^]
2. 3-sided coil design for more even temperature leaving the evaporator coil
3. Upward motion of the louver prevents cold drafts from affecting occupants



Improved Serviceability

The new indoor unit design incorporates more interlocking components in place of threaded fasteners to reduce the time and effort it takes to install and service a system. Access piping and wiring connections with ease at the bottom of the unit.



Reusable Filter

The filter is located on the top of the unit, making it easy to remove, clean, and put back.



¹Enable AI Auto Mode using the SmartThings app. Available for download on the Google™ Play store and App Store®. A network connection is required. Samsung application account is necessary.

[^]Compared to previous triangle-design models

*The WindFree™ unit delivers an air current that is under 0.15 m/s while in WindFree™ mode. Air velocity that is below 0.15 m/s is considered "still air" as defined by ASHRAE 55-2013 (American Society of Heating, Refrigerating, and Air-Conditioning Engineers).

© 2022 Samsung HVAC

Reduced Power Consumption

Single user mode uses less compressor capacity to reduce power consumption when users are home alone.

Dual Set Point (DSP) Function

DSP function allows users to specify separate heating mode and cooling mode set temperatures (set points).

(enabled by default; requires MWR-WG00UN wired controller)




Simple Float Switch Connection

WindFree™* 2.0 and WindFree™* 2.0e units come with a factory-installed wire harness for simple connection to third party overflow detection devices for unit shutdown with a dedicated error code. This can also be used for simple unit ON/OFF using any dry connection.

Enhanced Triple Protector Plus

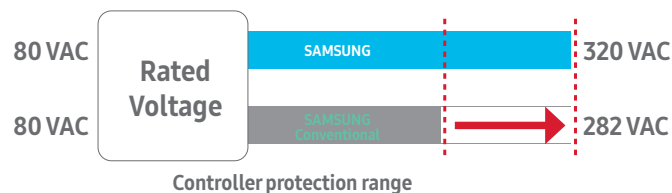
1 COMPRESSOR PROTECTION

Prevent damage from low voltage



2 CONTROLLER (PCB) PROTECTION

Constant voltage control prevents damage from high voltage



3 FIN PROTECTION

Made of corrosion-resistant material to protect the condenser from rusting. Corrosion-resistant was proven using the Salt Spray Test for 480 hours.

Normal Working Range: 187 ~ 265 VAC. The voltage value may vary because the voltage ripple value is different depending on the load and ambient conditions. Tested on the AR12TXEAAWKNEU model compared with the Samsung conventional model AS18FCMID.

*The WindFree™ unit delivers an air current that is under 0.15 m/s while in WindFree™ mode. Air velocity that is below 0.15 m/s is considered "still air" as defined by ASHRAE 55-2013 (American Society of Heating, Refrigerating, and Air-Conditioning Engineers).

© 2022 Samsung HVAC

WindFree™* 2.0

WindFree™* Cooling technology maintains the desired temperature and eliminates cold drafts by delivering air through micro holes on the unit's louver and fascia panel when the louver is closed, producing a dispersed and gentle flow of air defined as "still air."

- Available capacities: 9K, 12K, 18K, and 24K Btu/h
- SEER: Up to 24.5
- HSPF: Up to 12.5
- All models are Energy Star® rated



Product Registration Required
Conditions Apply



WindFree™* 2.0e

WindFree™* Cooling technology maintains the desired temperature and eliminates cold drafts by delivering air through micro holes on the unit's louver and fascia panel when the louver is closed, producing a dispersed and gentle flow of air defined as "still air."

- Available capacities: 9K, 12K, 18K, and 24K Btu/h
- SEER: Up to 23.5
- HSPF: Up to 12.0
- 9K model is Energy Star® rated



Product Registration Required
Conditions Apply



Max Heat® 2.0

Max Heat® 2.0 is compatible with the WindFree™* 2.0 indoor unit and has the ability to keep you comfortable in any climate.

Along with the ability to provide 100% heating performance at 5°F (-15°C) with high heating output at -13°F (-25°C), the Max Heat® 2.0 unit is equipped with an integral base pan heater to melt and drain away water from defrost cycles to avoid ice buildup.

- Available capacities: 9K, 12K, 18K, and 24K Btu/h
- SEER: Up to 24.5
- HSPF: Up to 12.5



Product Registration Required
Conditions Apply



ΔSelect models are ENERGY STAR® labeled. Proper sizing and installation of equipment is critical to achieve performance. Split system air conditioners and heat pumps (excluding ductless systems) must match with appropriate coil components to meet ENERGY STAR® criteria. Ask your contractor for details or visit www.energystar.gov.

*Available for download on the Google™ Play store and App Store®. A network connection is required. Samsung application account is necessary.




*The WindFree™ unit delivers an air current that is under 0.15 m/s while in WindFree™ mode. Air velocity that is below 0.15 m/s is considered "still air" as defined by ASHRAE 55-2013 (American Society of Heating, Refrigerating, and Air-Conditioning Engineers).

*Bixby voice recognizes English (U.S.) Mandarin Chinese and Korean. Not all accents, dialects and expressions are recognized. The list of features that can be controlled by voice commands via Bixby will continue to expand. Mobile functionality compatible with Samsung Galaxy 8 series or higher with Bixby function. Samsung account login and data network (Wi-Fi or internet connection) required to fully operate Bixby features.

© 2022 Samsung HVAC

WindFree™* 2.0

SPECIFICATIONS - 9,000 | 12,000 | 18,000

MODEL	US CODE		INDOOR UNIT	RNS09ABT	RNS12ABT	RNS18ABT
			OUTDOOR UNIT	RXS09ABT	RXS12ABT	RXS18ABT
	MODEL NUMBER		INDOOR UNIT	AR09T5FABWKNCV	AR12T5FABWKNCV	AR18T5FABWKNCV
		OUTDOOR UNIT	AR09T5FABWKXCV	AR12T5FABWKXCV	AR18T5FABWKXCV	
PERFORMANCE	CAPACITY	COOLING	9,000 Btu/h	12,000 Btu/h	18,000 Btu/h	
		HEATING	11,000 Btu/h	12,000 Btu/h	20,600 Btu/h	
	CAPACITY RANGE	COOLING	3,000 - 13,000 Btu/h	3,000 - 15,000 Btu/h	7,500 - 23,884 Btu/h	
		HEATING	2,400 - 21,000 Btu/h	2,600 - 21,500 Btu/h	7,000 - 37,000 Btu/h	
	SEER / EER		24.50 / 15.50	23.00 / 13.50	21.00 / 13.00	
COP (NOMINAL HEATING)		4.40	4.25	3.70		
HSPF		12.50	12.50	10.00		
POWER	VOLTAGE	ø / V / Hz	1 / 208-230 / 60	1 / 208-230 / 60	1 / 208-230 / 60	
	MAX. BREAKER		20.0 A	20.0 A	30.0 A	
	MIN. CIRCUIT AMPACITY		12.0 A	12.5 A	20.0 A	
DIMENSIONS	W X H X D	INDOOR	35 X 11 3/4 X 8 7/16 in.	35 X 11 3/4 X 8 7/16 in.	41 17/32 X 11 3/4 X 8 7/16 in.	
		OUTDOOR	31 1/8 X 21 9/16 X 11 1/4 in.	31 1/8 X 21 9/16 X 11 1/4 in.	34 5/8 X 31 7/16 X 12 3/16 in.	
	WEIGHT	INDOOR	23.4 lbs.	23.4 lbs.	27.6 lbs.	
		OUTDOOR	70.8 lbs.	70.8 lbs.	122.6 lbs.	
SOUND PRESSURE LEVEL	INDOOR	LOW / HIGH	22 / 38 dB(A)	22 / 39 dB(A)	25 / 42 dB(A)	
	OUTDOOR	HIGH	45 dB(A)	46 dB(A)	51 dB(A)	
OPERATING TEMPERATURE	OUTDOOR	COOLING	14.0 - 115.0°F (-10.0 - 46.1°C)	14.0 - 115.0°F (-10.0 - 46.1°C)	14.0 - 115.0°F (-10.0 - 46.1°C)	
		HEATING	-5.0 - 75.0°F (-20.5 - 23.9°C)	-5.0 - 75.0°F (-20.5 - 23.9°C)	-5.0 - 75.0°F (-20.5 - 23.9°C)	
PIPE CONNECTIONS	INDOOR & OUTDOOR	HIGH SIDE (FLARE)	1/4 in.	1/4 in.	1/4 in.	
		LOW SIDE (FLARE)	3/8 in.	3/8 in.	1/2 in.	
	MAX. LINE SET LENGTH		66 ft.	66 ft.	98 ft.	
	MAX. VERTICAL SEPARATION		49 ft.	49 ft.	66 ft.	
CONDENSATE CONNECTION		11/16 in. OD	11/16 in. OD	11/16 in. OD		
REFRIGERANT	TYPE		R410A	R410A	R410A	
	FACTORY CHARGE		40.6 oz.	40.6 oz.	63.5 oz.	
	CHARGED FOR		25 ft.	25 ft.	25 ft.	
COMPRESSOR	TYPE		BLDC Rotary	BLDC Rotary	BLDC Rotary	
EVAPORATOR FAN	TYPE		BLDC motor w/ cross-flow fan	BLDC motor w/ cross-flow fan	BLDC motor w/ cross-flow fan	
	AIR VOLUME (L/M/H/T)	COOLING (CFM)	251 / 304 / 357 / 392	251 / 321 / 374 / 427	399 / 466 / 533 / 579	
		HEATING (CFM)	286 / 339 / 392 / 427	286 / 357 / 410 / 463	424 / 491 / 554 / 600	
CONDENSER FAN	MOTOR		BLDC motor w/axial fan (1)	BLDC motor w/axial fan (1)	BLDC motor w/axial fan (1)	
	CFM (MAX.)		1,589	1,589	2,225	
ACCESSORIES	WIRELESS CONTROLLER		INCLUDED	INCLUDED	INCLUDED	
	WIRED CONTROLLER 1	ADVANCED	MWR-WG00UN	MWR-WG00UN	MWR-WG00UN	
		TOUCHSCREEN	MWR-SH11UN	MWR-SH11UN	MWR-SH11UN	
	WIRED CONTROLLER SUB-PCB		MIM-A00UN	MIM-A00UN	MIM-A00UN	
	EXTERNAL TEMPERATURE SENSOR		MRW-TA	MRW-TA	MRW-TA	
	CENTRAL CONTROL INTERFACE MODULE		MIM-R10UN	MIM-R10UN	MIM-R10UN	
	EXTERNAL CONTACT CONTROL INTERFACE MODULE 2		MIM-B14	MIM-B14	MIM-B14	
	THERMOSTAT ADAPTER (FOR CONNECTION TO 24VAC THERMOSTATS)		MIM-A60UN	MIM-A60UN	MIM-A60UN	
	CONDENSATE PUMP	ASPEN MINI ORANGE	ASP-MO-UNIV110-250	ASP-MO-UNIV110-250	ASP-MO-UNIV110-250	
		BLUE DIAMOND	BD-BLUE-230	BD-BLUE-230	BD-BLUE-230	
	WALL BRACKET (FOR OUTDOOR UNIT)		CKN-250	CKN-250	CKN-250	
	WIND BAFFLE/GUARD	FRONT	WBF-3M	WBF-3M	WBF-7M	
		BACK	WBB-5M	WBB-5M	WBB-7M-B	
LINE SETS - INSULATED AND FLARED, INTERCONNECT CABLES INCLUDED		25' - ILS2506	25' - ILS2506	25' - ILS2507		
		50' - ILS5006	50' - ILS5006	50' - ILS5007		
CERTIFICATIONS	ENERGY STAR® CERTIFIED					



Product Registration Required
Conditions Apply



*The AHRI Certified® mark indicates Samsung's participation in the AHRI Certification program. For verification of individual certified products, go to www.ahridirectory.org.

†Proper sizing and installation of equipment is critical to achieve performance. Split system air conditioners and heat pumps (excluding ductless systems) must match with appropriate coil components to meet ENERGY STAR® criteria. Ask your contractor for details or visit www.energystar.gov.

‡Available for download on the Google™ Play store and App Store®. A network connection is required. Samsung application account is necessary.

*The WindFree™ unit delivers an air current that is under 0.15 m/s while in WindFree™ mode. Air velocity that is below 0.15 m/s is considered "still air" as defined by ASHRAE 55-2013 (American Society of Heating, Refrigerating, and Air-Conditioning Engineers).

1 Sub-PCB model MIM-A00UN is required when connecting optional wired controllers

2 When applying MIM-B14 external contact control interface module, MIM-A00UN wired controller sub-PCB is required.


Samsung HVAC maintains a policy of ongoing development, specifications are subject to change without notice.

© 2022 Samsung HVAC



WindFree™* 2.0

SPECIFICATIONS - 24,000

MODEL	US CODE	INDOOR UNIT	RNS24ABT
		OUTDOOR UNIT	RXS24ABT
	MODEL NUMBER	INDOOR UNIT	AR24TSFABWKNCV
		OUTDOOR UNIT	AR24TSFABWKXCV
PERFORMANCE	CAPACITY	COOLING	21,000 Btu/h
		HEATING	27,400 Btu/h
	CAPACITY RANGE	COOLING	8,800 - 31,700 Btu/h
		HEATING	7,500 - 41,000 Btu/h
	SEER / EER		20.00 / 12.50
	COP (NOMINAL HEATING)		3.36
HSPF		10.00	
POWER	VOLTAGE	ø / V / Hz	1 / 208-230 / 60
	MAX. BREAKER		30.0 A
	MIN. CIRCUIT AMPACITY		20.0 A
DIMENSIONS	W X H X D	INDOOR	41 17/32 X 11 3/4 X 8 7/16 in.
		OUTDOOR	37 X 39 1/4 X 13 in.
	WEIGHT	INDOOR	27.6 lbs.
		OUTDOOR	150.4 lbs.
SOUND PRESSURE LEVEL	INDOOR	LOW / HIGH	28 / 47 dB(A)
	OUTDOOR	HIGH	56 dB(A)
OPERATING TEMPERATURE	OUTDOOR	COOLING	14.0 ~ 115.0°F (-10.0 ~ 46.1°C)
		HEATING	-5.0 ~ 75.0°F (-20.5 ~ 23.9°C)
PIPE CONNECTIONS	INDOOR & OUTDOOR	HIGH SIDE (FLARE)	1/4 in.
		LOW SIDE (FLARE)	5/8 in.
	MAX. LINE SET LENGTH		98 ft.
	MAX. VERTICAL SEPARATION		66 ft.
	CONDENSATE CONNECTION		11/16 in. OD
REFRIGERANT	TYPE		R410A
	FACTORY CHARGE		88.2 oz.
	CHARGED FOR		25 ft.
COMPRESSOR	TYPE		BLDC Rotary
EVAPORATOR FAN	TYPE		BLDC motor w/ cross-flow fan
	AIR VOLUME (L/M/H/T)	COOLING (CFM)	399 / 512 / 622 / 713
		HEATING (CFM)	399 / 512 / 622 / 713
CONDENSER FAN	MOTOR		BLDC motor w/axial fan (1)
	CFM (MAX.)		2,825
ACCESSORIES	WIRELESS CONTROLLER		INCLUDED
	WIRED CONTROLLER ¹	ADVANCED	MWR-WG00UN
		TOUCHSCREEN	MWR-SH11UN
	WIRED CONTROLLER SUB-PCB		MIM-A00UN
	EXTERNAL TEMPERATURE SENSOR		MRW-TA
	CENTRAL CONTROL INTERFACE MODULE		MIM-R10UN
	EXTERNAL CONTACT CONTROL INTERFACE MODULE ²		MIM-B14
	THERMOSTAT ADAPTER (FOR CONNECTION TO 24VAC THERMOSTATS)		MIM-A60UN
	CONDENSATE PUMP	ASPEN MINI ORANGE	ASP-MO-UNIV110-250
		BLUE DIAMOND	BD-BLUE-230
	WALL BRACKET (FOR OUTDOOR UNIT)		CKN-250
	WIND BAFFLE/GUARD	FRONT	WBF-2M-B
		BACK	WBB-3M
LINE SETS - INSULATED AND FLARED, INTERCONNECT CABLES INCLUDED		25' - ILS2509	
		50' - ILS5009	
CERTIFICATIONS	ENERGY STAR® CERTIFIED		



Product Registration Required
Conditions Apply



*The AHRI Certified® mark indicates Samsung's participation in the AHRI Certification program. For verification of individual certified products, go to www.ahridirectory.org.

†Proper sizing and installation of equipment is critical to achieve performance. Split system air conditioners and heat pumps (excluding ductless systems) must match with appropriate coil components to meet ENERGY STAR® criteria. Ask your contractor for details or visit www.energystar.gov.

‡Available for download on the Google™ Play store and App Store®. A network connection is required. Samsung application account is necessary.

*The WindFree™ unit delivers an air current that is under 0.15 m/s while in WindFree™ mode. Air velocity that is below 0.15 m/s is considered "still air" as defined by ASHRAE 55-2013 (American Society of Heating, Refrigerating, and Air-Conditioning Engineers).

¹ Sub-PCB model MIM-A00UN is required when connecting optional wired controllers

² When applying MIM-B14 external contact control interface module, MIM-A00UN wired controller sub-PCB is required.


Samsung HVAC maintains a policy of ongoing development, specifications are subject to change without notice.

© 2022 Samsung HVAC



WindFree™* 2.0e

SPECIFICATIONS - 9,000 | 12,000 | 18,000

MODEL	US CODE	INDOOR UNIT	RNS09CMB	RNS12CMB	RNS18CMB
		OUTDOOR UNIT	RXS09CMB	RXS12CMB	RXS18CMB
	MODEL NUMBER	INDOOR UNIT	AR09BSFCMKNCV	AR12BSFCMKNCV	AR18BSFCMKNCV
		OUTDOOR UNIT	AR09BSFCMKXCV	AR12BSFCMKXCV	AR18BSFCMKXCV
PERFORMANCE	CAPACITY	COOLING	9,000 Btu/h	12,000 Btu/h	18,000 Btu/h
		HEATING	11,000 Btu/h	12,000 Btu/h	21,000 Btu/h
	CAPACITY RANGE	COOLING	3,000 - 12,000 Btu/h	3,000 - 14,500 Btu/h	5,500 - 22,000 Btu/h
		HEATING	2,250 - 19,000 Btu/h	2,600 - 20,000 Btu/h	4,000 - 24,500 Btu/h
	SEER / EER		23.50 / 13.95	21.50 / 12.05	20.00 / 11.05
COP (NOMINAL HEATING)		3.73	3.66	3.33	
HSPF		12.00	12.00	11.00	
POWER	VOLTAGE	φ / V / Hz	1 / 208-230 / 60	1 / 208-230 / 60	1 / 208-230 / 60
	MAX. BREAKER		20.0 A	20.0 A	25.0 A
	MIN. CIRCUIT AMPACITY		12.0 A	12.5 A	16.0 A
DIMENSIONS	W X H X D	INDOOR	32 5/16 X 11 3/4 X 8 7/16 in.	32 5/16 X 11 3/4 X 8 7/16 in.	41 1/2 X 11 13/16 X 8 7/16 in.
		OUTDOOR	31 1/8 X 21 9/16 X 11 1/4 in.	31 1/8 X 21 9/16 X 11 1/4 in.	34 5/8 X 25 1/8 X 12 3/16 in.
	WEIGHT	INDOOR	20.1 lbs.	20.1 lbs.	25.4 lbs.
		OUTDOOR	69.9 lbs.	69.9 lbs.	87.1 lbs.
SOUND PRESSURE LEVEL	INDOOR	LOW / HIGH	20 / 37 dB(A)	20 / 38 dB(A)	28 / 41 dB(A)
	OUTDOOR	HIGH	45 dB(A)	46 dB(A)	51 dB(A)
OPERATING TEMPERATURE	OUTDOOR	COOLING	14.0 ~ 115.0°F (-10.0 ~ 46.1°C)	14.0 ~ 115.0°F (-10.0 ~ 46.1°C)	14.0 ~ 115.0°F (-10.0 ~ 46.1°C)
		HEATING	-5.0 ~ 75.0°F (-20.5 ~ 23.9°C)	-5.0 ~ 75.0°F (-20.5 ~ 23.9°C)	-5.0 ~ 75.0°F (-20.5 ~ 23.9°C)
PIPE CONNECTIONS	INDOOR & OUTDOOR	HIGH SIDE (FLARE)	1/4 in.	1/4 in.	1/4 in.
		LOW SIDE (FLARE)	3/8 in.	3/8 in.	1/2 in.
	MAX. LINE SET LENGTH		66 ft.	66 ft.	98 ft.
	MAX. VERTICAL SEPARATION		49 ft.	49 ft.	66 ft.
CONDENSATE CONNECTION			1 1/16 in. OD	1 1/16 in. OD	1 1/16 in. OD
REFRIGERANT	TYPE		R410A	R410A	R410A
	FACTORY CHARGE		35.3 oz.	35.3 oz.	45.9 oz.
	CHARGED FOR		25 ft.	25 ft.	25 ft.
COMPRESSOR	TYPE		BLDC Rotary	BLDC Rotary	BLDC Rotary
EVAPORATOR FAN	TYPE		BLDC motor w/ cross-flow fan	BLDC motor w/ cross-flow fan	BLDC motor w/ cross-flow fan
	AIR VOLUME (L/M/H/T)	COOLING (CFM)	300 / 335 / 353 / 371	300 / 335 / 371 / 385	459 / 509 / 558 / 583
		HEATING (CFM)	335 / 371 / 385 / 403	335 / 371 / 403 / 420	459 / 509 / 558 / 583
CONDENSER FAN	MOTOR		BLDC motor w/axial fan (1)	BLDC motor w/axial fan (1)	BLDC motor w/axial fan (1)
	CFM (MAX.)		1,589	1,589	1,766
ACCESSORIES	WIRELESS CONTROLLER		INCLUDED	INCLUDED	INCLUDED
	WIRED CONTROLLER ¹	ADVANCED	MWR-WG00UN	MWR-WG00UN	MWR-WG00UN
		TOUCHSCREEN	MWR-SH11UN	MWR-SH11UN	MWR-SH11UN
	WIRED CONTROLLER SUB-PCB		MIM-A00UN	MIM-A00UN	MIM-A00UN
	EXTERNAL TEMPERATURE SENSOR		MRW-TA	MRW-TA	MRW-TA
	CENTRAL CONTROL INTERFACE MODULE		MIM-R10UN	MIM-R10UN	MIM-R10UN
	EXTERNAL CONTACT CONTROL INTERFACE MODULE ²		MIM-B14	MIM-B14	MIM-B14
	THERMOSTAT ADAPTER (FOR CONNECTION TO 24VAC THERMOSTATS)		MIM-A60UN	MIM-A60UN	MIM-A60UN
	CONDENSATE PUMP	ASPEN MINI ORANGE	ASP-MO-UNIV110-250	ASP-MO-UNIV110-250	ASP-MO-UNIV110-250
		BLUE DIAMOND	BD-BLUE-230	BD-BLUE-230	BD-BLUE-230
	WALL BRACKET (FOR OUTDOOR UNIT)		CKN-250	CKN-250	CKN-250
	WIND BAFFLE/GUARD	FRONT	WBF-3M	WBF-3M	WBF-5M
		BACK	WBB-5M	WBB-5M	WBB-6M-B
LINE SETS - INSULATED AND FLARED, INTERCONNECT CABLES INCLUDED		25' - ILS2506	25' - ILS2506	25' - ILS2507	
		50' - ILS5006	50' - ILS5006	50' - ILS5007	
CERTIFICATIONS	ENERGY STAR® CERTIFIED			-	-



Product Registration Required
Conditions Apply



*The AHRI Certified® mark indicates Samsung's participation in the AHRI Certification program. For verification of individual certified products, go to www.ahridirectory.org.
¹Select models are ENERGY STAR® labeled. Proper sizing and installation of equipment is critical to achieve performance. Split system air conditioners and heat pumps (excluding ductless systems) must match with appropriate coil components to meet ENERGY STAR® criteria. Ask your contractor for details or visit www.energystar.gov.

²Available for download on the Google™ Play store and App Store®. A network connection is required. Samsung application account is necessary.

³Sub-PCB model MIM-A00UN is required when connecting optional wired controllers

⁴When applying MIM-B14 external contact control interface module, MIM-A00UN wired controller sub-PCB is required.

Samsung HVAC maintains a policy of ongoing development, specifications are subject to change without notice.

© 2022 Samsung HVAC



WindFree™* 2.0e

SPECIFICATIONS - 24,000

MODEL	US CODE	INDOOR UNIT	RNS24CMB
		OUTDOOR UNIT	RXS24CMB
	MODEL NUMBER	INDOOR UNIT	AR24BSFCMKNCV
		OUTDOOR UNIT	AR24BSFCMKXCXV
PERFORMANCE	CAPACITY	COOLING	22,000 Btu/h
		HEATING	24,000 Btu/h
	CAPACITY RANGE	COOLING	8,800 - 29,000 Btu/h
		HEATING	7,500 - 40,000 Btu/h
	SEER / EER		18.00 / 10.50
	COP (NOMINAL HEATING)		3.07
HSPF		9.00	
POWER	VOLTAGE	ø / V / Hz	1 / 208-230 / 60
	MAX. BREAKER		30.0 A
	MIN. CIRCUIT AMPACITY		20.0 A
DIMENSIONS	W X H X D	INDOOR	41 1/2 X 11 13/16 X 8 7/16 in.
		OUTDOOR	34 5/8 X 31 3/8 X 12 3/16 in.
	WEIGHT	INDOOR	25.4 lbs.
		OUTDOOR	122.6 lbs.
SOUND PRESSURE LEVEL	INDOOR	LOW / HIGH	30 / 45 dB(A)
	OUTDOOR	HIGH	56 dB(A)
OPERATING TEMPERATURE	OUTDOOR	COOLING	14.0 ~ 115.0°F (-10.0 ~ 46.1°C)
		HEATING	-5.0 ~ 75.0°F (-20.5 ~ 23.9°C)
PIPE CONNECTIONS	INDOOR & OUTDOOR	HIGH SIDE (FLARE)	1/4 in.
		LOW SIDE (FLARE)	5/8 in.
	MAX. LINE SET LENGTH		98 ft.
	MAX. VERTICAL SEPARATION		66 ft.
CONDENSATE CONNECTION		1 1/16 in. OD	
REFRIGERANT	TYPE		R410A
	FACTORY CHARGE		63.5 oz.
	CHARGED FOR		25 ft.
COMPRESSOR	TYPE		BLDC Rotary
EVAPORATOR FAN	TYPE		BLDC motor w/ cross-flow fan
	AIR VOLUME (L/M/H/T)	COOLING (CFM)	459 / 533 / 607 / 657
		HEATING (CFM)	459 / 533 / 607 / 657
CONDENSER FAN	MOTOR		BLDC motor w/axial fan (1)
	CFM (MAX.)		2,365
ACCESSORIES	WIRELESS CONTROLLER		INCLUDED
	WIRED CONTROLLER ¹	ADVANCED	MWR-WG00UN
		TOUCHSCREEN	MWR-SH11UN
	WIRED CONTROLLER SUB-PCB		MIM-A00UN
	EXTERNAL TEMPERATURE SENSOR		MRW-TA
	CENTRAL CONTROL INTERFACE MODULE		MIM-R10UN
	EXTERNAL CONTACT CONTROL INTERFACE MODULE ²		MIM-B14
	THERMOSTAT ADAPTER (FOR CONNECTION TO 24VAC THERMOSTATS)		MIM-A60UN
	CONDENSATE PUMP	ASPEN MINI ORANGE	ASP-MO-UNIV110-250
		BLUE DIAMOND	BD-BLUE-230
	WALL BRACKET (FOR OUTDOOR UNIT)		CKN-250
	WIND BAFFLE / GUARD	FRONT	WBF-7M
		BACK	WBB-7M-B
LINE SETS - INSULATED AND FLARED, INTERCONNECT CABLES INCLUDED		25' - ILS2509	
		50' - ILS5009	
CERTIFICATIONS	ENERGY STAR® CERTIFIED		-



Product Registration Required
Conditions Apply



*The AHRI Certified® mark indicates Samsung's participation in the AHRI Certification program. For verification of individual certified products, go to www.ahridirectory.org.

¹Available for download on the Google™ Play store and App Store®. A network connection is required. Samsung application account is necessary.

¹ Sub-PCB model MIM-A00UN is required when connecting optional wired controllers

² When applying MIM-B14 external contact control interface module, MIM-A00UN wired controller sub-PCB is required.

Samsung HVAC maintains a policy of ongoing development, specifications are subject to change without notice.

© 2022 Samsung HVAC



Max Heat® 2.0

SPECIFICATIONS - 9,000 | 12,000 | 18,000



MODEL	US CODE		INDOOR UNIT	RNS09ABT	RNS12ABT	RNS18ABT
			OUTDOOR UNIT	RXS09ACT	RXS12ACT	RXS18ACT
	MODEL NUMBER		INDOOR UNIT	AR09T5FABWKNCV	AR12T5FABWKNCV	AR18T5FABWKNCV
		OUTDOOR UNIT	AR09T5FACWKXCV	AR12T5FACWKXCV	AR18T5FACWKXCV	
PERFORMANCE	CAPACITY	COOLING	9,000 Btu/h	12,000 Btu/h	18,000 Btu/h	
		HEATING	11,000 Btu/h	12,000 Btu/h	20,600 Btu/h	
	CAPACITY RANGE	COOLING	3,000 - 13,000 Btu/h	3,000 - 15,000 Btu/h	7,500 - 23,884 Btu/h	
		HEATING	2,400 - 21,000 Btu/h	2,600 - 21,500 Btu/h	7,000 - 37,000 Btu/h	
	SEER / EER			24.50 / 15.50	23.00 / 13.50	21.00 / 13.00
	COP (NOMINAL HEATING)			4.40	4.25	3.70
HSPF			12.50	12.50	10.00	
POWER	VOLTAGE		ø / V / Hz		1 / 208-230 / 60	1 / 208-230 / 60
	MAX. BREAKER				20.0 A	20.0 A
	MIN. CIRCUIT AMPACITY				12.0 A	12.5 A
DIMENSIONS	W X H X D	INDOOR	35 X 11 3/4 X 8 7/16 in.	35 X 11 3/4 X 8 7/16 in.	41 17/32 X 11 3/4 X 8 7/16 in.	
		OUTDOOR	31 1/8 X 21 9/16 X 11 1/4 in.	31 1/8 X 21 9/16 X 11 1/4 in.	34 5/8 X 31 7/16 X 12 3/16 in.	
	WEIGHT	INDOOR	23.4 lbs.	23.4 lbs.	27.6 lbs.	
		OUTDOOR	70.8 lbs.	70.8 lbs.	122.6 lbs.	
SOUND PRESSURE LEVEL	INDOOR	LOW / HIGH	22 / 38 dB(A)	22 / 39 dB(A)	25 / 42 dB(A)	
	OUTDOOR	HIGH	45 dB(A)	46 dB(A)	51 dB(A)	
OPERATING TEMPERATURE	OUTDOOR	COOLING	0.0 - 115.0°F (-17.7 - 46.1°C)	0.0 - 115.0°F (-17.7 - 46.1°C)	0.0 - 115.0°F (-17.7 - 46.1°C)	
		HEATING	-13.0 - 75.0°F (-25.0 - 23.9°C)	-13.0 - 75.0°F (-25.0 - 23.9°C)	-13.0 - 75.0°F (-25.0 - 23.9°C)	
PIPE CONNECTIONS	INDOOR & OUTDOOR		HIGH SIDE (FLARE)	1/4 in.	1/4 in.	
			LOW SIDE (FLARE)	3/8 in.	1/2 in.	
	MAX. LINE SET LENGTH			66 ft.	98 ft.	
	MAX. VERTICAL SEPARATION			49 ft.	66 ft.	
CONDENSATE CONNECTION			1 1/16 in. OD	1 1/16 in. OD	1 1/16 in. OD	
REFRIGERANT	TYPE		R410A		R410A	
	FACTORY CHARGE		40.6 oz.		63.5 oz.	
	CHARGED FOR		25 ft.		25 ft.	
COMPRESSOR	TYPE		BLDC Rotary		BLDC Rotary	
EVAPORATOR FAN	TYPE		BLDC motor w/ cross-flow fan		BLDC motor w/ cross-flow fan	
	AIR VOLUME (L/M/H/T)	COOLING (CFM)	251 / 304 / 357 / 392	251 / 321 / 374 / 427	399 / 466 / 533 / 579	
		HEATING (CFM)	286 / 339 / 392 / 427	286 / 357 / 410 / 463	424 / 491 / 554 / 600	
CONDENSER FAN	MOTOR		BLDC motor w/axial fan (1)		BLDC motor w/axial fan (1)	
	CFM (MAX.)		1,589		1,589	
ACCESSORIES	WIRELESS CONTROLLER		INCLUDED		INCLUDED	
	WIRED CONTROLLER 1	ADVANCED	MWR-WG00UN		MWR-WG00UN	
		TOUCHSCREEN	MWR-SH11UN		MWR-SH11UN	
	WIRED CONTROLLER SUB-PCB		MIM-A00UN		MIM-A00UN	
	EXTERNAL TEMPERATURE SENSOR		MRW-TA		MRW-TA	
	CENTRAL CONTROL INTERFACE MODULE		MIM-R10UN		MIM-R10UN	
	EXTERNAL CONTACT CONTROL INTERFACE MODULE 2		MIM-B14		MIM-B14	
	THERMOSTAT ADAPTER (FOR CONNECTION TO 24VAC THERMOSTATS)		MIM-A60UN		MIM-A60UN	
	CONDENSATE PUMP	ASPEN MINI ORANGE	ASP-MO-UNIV110-250		ASP-MO-UNIV110-250	
		BLUE DIAMOND	BD-BLUE-230		BD-BLUE-230	
	WALL BRACKET (FOR OUTDOOR UNIT)		CKN-250		CKN-250	
	WIND BAFFLE/GUARD	FRONT	Refer to technical documents			
		BACK	Refer to technical documents			
	LINE SETS - INSULATED AND FLARED, INTERCONNECT CABLES INCLUDED		25' - ILS2506		25' - ILS2506	
50' - ILS5006			50' - ILS5006			
CERTIFICATIONS	ENERGY STAR® CERTIFIED					



Product Registration Required
Conditions Apply



†The AHRI Certified® mark indicates Samsung's participation in the AHRI Certification program. For verification of individual certified products, go to www.ahridirectory.org.
 ΔProper sizing and installation of equipment is critical to achieve performance. Split system air conditioners and heat pumps (excluding ductless systems) must match with appropriate coil components to meet ENERGY STAR® criteria. Ask your contractor for details or visit www.energystar.gov.

‡Available for download on the Google™ Play store and App Store®. A network connection is required. Samsung application account is necessary.

1 Sub-PCB model MIM-A00UN is required when connecting optional wired controllers

2 When applying MIM-B14 external contact control interface module, MIM-A00UN wired controller sub-PCB is required.

Samsung HVAC maintains a policy of ongoing development, specifications are subject to change without notice.

© 2022 Samsung HVAC



Max Heat[®] 2.0

SPECIFICATIONS - 24,000



MODEL	US CODE	INDOOR UNIT	RNS24ABT
		OUTDOOR UNIT	RXS24ACT
	MODEL NUMBER	INDOOR UNIT	AR24TSFABWKNCV
		OUTDOOR UNIT	AR24TSFACWKXCV
PERFORMANCE	CAPACITY	COOLING	21,000 Btu/h
		HEATING	27,400 Btu/h
	CAPACITY RANGE	COOLING	8,800 - 31,700 Btu/h
		HEATING	7,500 - 41,000 Btu/h
	SEER / EER		20.00 / 12.50
	COP (NOMINAL HEATING)		3.36
HSPF		10.00	
POWER	VOLTAGE	ø / V / Hz	1 / 208-230 / 60
	MAX. BREAKER		30.0 A
	MIN. CIRCUIT AMPACITY		20.0 A
DIMENSIONS	W X H X D	INDOOR	41 17/32 X 11 3/4 X 8 7/16 in.
		OUTDOOR	37 X 39 1/4 X 13 in.
	WEIGHT	INDOOR	27.6 lbs.
		OUTDOOR	150.4 lbs.
SOUND PRESSURE LEVEL	INDOOR	LOW / HIGH	28 / 47 dB(A)
	OUTDOOR	HIGH	56 dB(A)
OPERATING TEMPERATURE	OUTDOOR	COOLING	0.0 - 115.0°F (-17.7 - 46.1°C)
		HEATING	-13.0 - 75.0°F (-25.0 - 23.9°C)
PIPE CONNECTIONS	INDOOR & OUTDOOR	HIGH SIDE (FLARE)	1/4 in.
		LOW SIDE (FLARE)	5/8 in.
	MAX. LINE SET LENGTH		98 ft.
	MAX. VERTICAL SEPARATION		66 ft.
	CONDENSATE CONNECTION		11/16 in. OD
REFRIGERANT	TYPE		R410A
	FACTORY CHARGE		88.2 oz.
	CHARGED FOR		25 ft.
COMPRESSOR	TYPE		BLDC Rotary
EVAPORATOR FAN	TYPE		BLDC motor w/ cross-flow fan
	AIR VOLUME (L/M/H/T)	COOLING (CFM)	399 / 512 / 622 / 713
		HEATING (CFM)	399 / 512 / 622 / 713
CONDENSER FAN	MOTOR		BLDC motor w/axial fan (1)
	CFM (MAX.)		2,825
ACCESSORIES	WIRELESS CONTROLLER		INCLUDED
	WIRED CONTROLLER ¹	ADVANCED	MWR-WG00UN
		TOUCHSCREEN	MWR-SH11UN
	WIRED CONTROLLER SUB-PCB		MIM-A00UN
	EXTERNAL TEMPERATURE SENSOR		MRW-TA
	CENTRAL CONTROL INTERFACE MODULE		MIM-R10UN
	EXTERNAL CONTACT CONTROL INTERFACE MODULE ²		MIM-B14
	THERMOSTAT ADAPTER (FOR CONNECTION TO 24VAC THERMOSTATS)		MIM-A60UN
	CONDENSATE PUMP	ASPEN MINI ORANGE	ASP-MO-UNIV110-250
		BLUE DIAMOND	BD-BLUE-230
	WALL BRACKET (FOR OUTDOOR UNIT)		CKN-250
	WIND BAFFLE/GUARD	FRONT	Refer to technical documents
		BACK	Refer to technical documents
LINE SETS - INSULATED AND FLARED, INTERCONNECT CABLES INCLUDED		25' - ILS2509	
		50' - ILS5009	
CERTIFICATIONS	ENERGY STAR [®] CERTIFIED		



Product Registration Required
Conditions Apply



[†]The AHRI Certified[®] mark indicates Samsung's participation in the AHRI Certification program. For verification of individual certified products, go to www.ahridirectory.org.
^ΔProper sizing and installation of equipment is critical to achieve performance. Split system air conditioners and heat pumps (excluding ductless systems) must match with appropriate coil components to meet ENERGY STAR[®] criteria. Ask your contractor for details or visit www.energystar.gov.

[‡]Available for download on the Google[™] Play store and App Store[®]. A network connection is required. Samsung application account is necessary.

¹ Sub-PCB model MIM-A00UN is required when connecting optional wired controllers

² When applying MIM-B14 external contact control interface module, MIM-A00UN wired controller sub-PCB is required.

Samsung HVAC maintains a policy of ongoing development, specifications are subject to change without notice.

© 2022 Samsung HVAC



SAMSUNG

SamsungHVAC.com
RACBR 01.2022-V4

*The WindFree™ unit delivers an air current that is under 0.15 m/s while in WindFree™ mode. Air velocity that is below 0.15 m/s is considered "still air" as defined by ASHRAE 55-2013 (American Society of Heating, Refrigerating, and Air-Conditioning Engineers).

Select models are ENERGY STAR® labeled. Proper sizing and installation of equipment is critical to achieve performance. Split system air conditioners and heat pumps (excluding ductless systems) must be matched with appropriate coil components to meet ENERGY STAR® criteria. Ask your contractor for details or visit www.energystar.gov.